

*Changing
Your
NEWBORN
BABY
ALIVE
Doll's
Diaper*



Your NEWBORN BABY ALIVE® doll comes to you wearing just her diaper holder and shirt. So be sure put a diaper liner (or paper towel) in the diaper holder before you feed her.

Put her diaper holder on just as you would for a real baby, bringing the diaper holder up through the legs and fastening both sides.

When she "wets" her diaper liner, she needs to be cleaned before you put on

another clean diaper liner. Lay your NEWBORN BABY ALIVE® doll on a towel. Remove the old diaper liner, gently wash her with a damp cloth using mild soap and water. Dry her well and put a clean diaper liner in her diaper holder.

Do NOT leave a dirty diaper liner on NEWBORN BABY ALIVE® doll.

18760

**Newborn
Baby
Alive®**
DOLL



Dear Parent:

NEWBORN BABY ALIVE® is a very special doll. She smells baby powder fresh. She actually drinks and cries to let you know she has wet her diaper.


Feed NEWBORN BABY ALIVE® doll her special drink only (also sold in NEWBORN BABY ALIVE® Juice and Diaper Set). When your child is finished playing, clean the doll immediately.

To clean the doll, undress and undiaper her. She should be held over a sink and given a full bottle of water.

After she has been given the full bottle, turn her face down over the sink and repeatedly press the button on her back until water no longer comes out of her eyes.

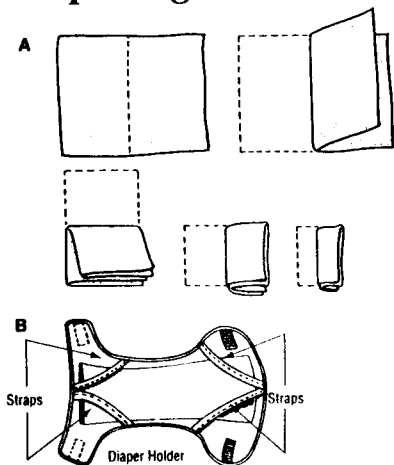
NEWBORN BABY ALIVE® doll can be surface washed with soap and water. Her shirt and diaper holder can be machine washed in cool water on gentle cycle. Tumble dry, low heat, gentle cycle. Bib should be surface washed only.

Preparing the NEWBORN BABY ALIVE® Juice



Note: The doll should be fed only its special juice or water.

Preparing NEWBORN BABY ALIVE® Diaper




Your NEWBORN BABY ALIVE® should have her diaper on before you feed her.

To prepare her diaper, open up the diaper holder and place it on a flat surface. Insert one of the provided diapers into the diaper holder or fold a paper towel as shown in illustration A. Once you've folded your paper towel, insert it into the straps in the diaper holder as shown in illustration B.

Diaper holder can be machine washed in cool water on gentle cycle.

Feeding Your NEWBORN BABY ALIVE Doll



To prepare your doll for feeding, make sure she is wearing a securely fastened diaper holder with a diaper liner in it and put on her bib. The bib ties in back.

Hold NEWBORN BABY ALIVE® in your arms. Make sure the nipple of the bottle is secure in the doll's mouth to avoid spilling. Gently squeeze the bottle to give the doll a drink until tears roll down her cheeks.

Making Your NEWBORN BABY ALIVE® Doll Cry



NEWBORN BABY ALIVE® will cry real tears. Hold her up while repeatedly pressing the button on her back...she will cry real tears to let you know she needs her diaper changed.