



AGES 5 AND UP

ATTACK ZONES™

MICRO PLAYSET
COMES WITH 4 FIGURES

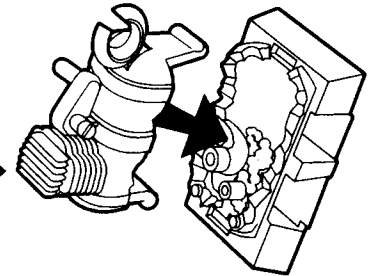
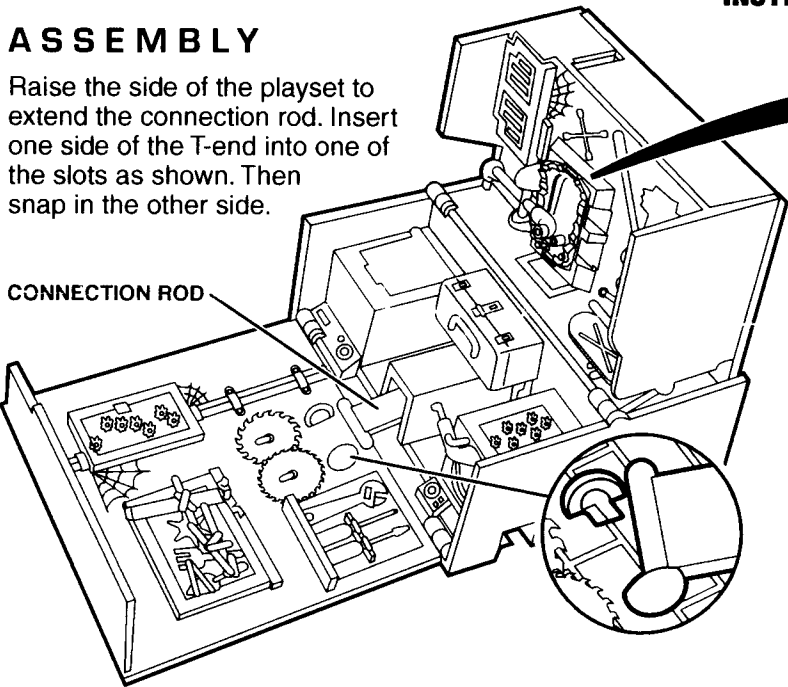
INSTRUCTIONS

WARNING:
CHOKING HAZARD- Small parts.
Not for children under 3 years.

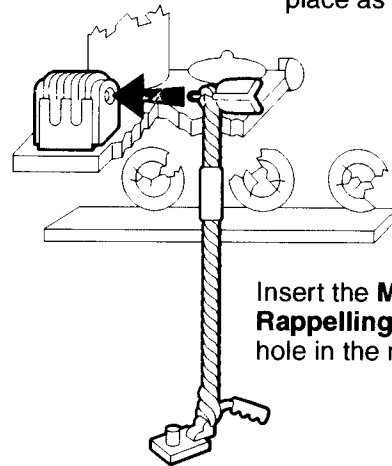
ASSEMBLY

Raise the side of the playset to extend the connection rod. Insert one side of the T-end into one of the slots as shown. Then snap in the other side.

CONNECTION ROD



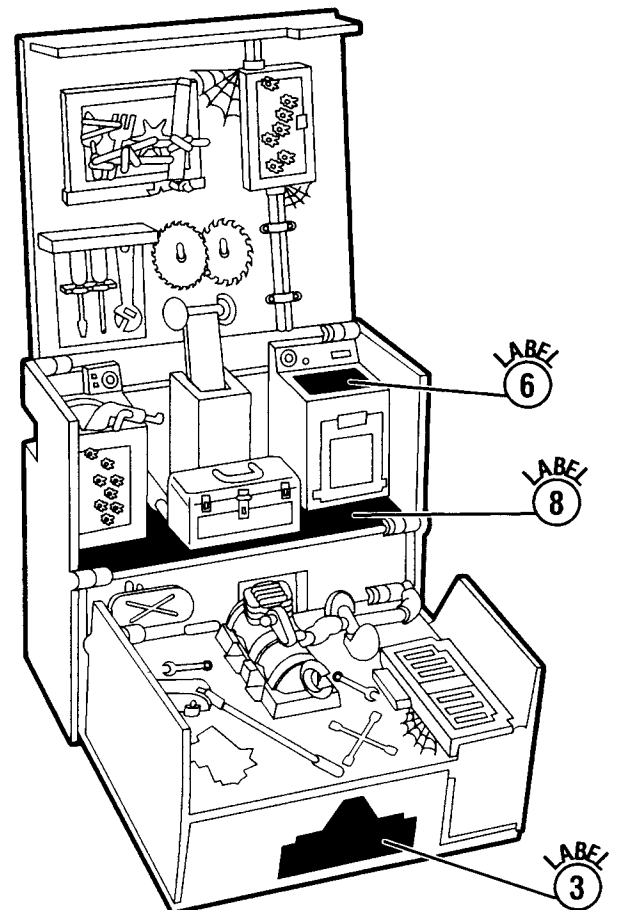

Snap the **Air Compressor** into place as shown.



Insert the **Mixer Blade Rappelling Rope** into the hole in the mixer as shown.

LABEL APPLICATION

Apply labels using the numbers on the label sheet and these illustrations as a guide.



GARAGE BATTLEFIELD

KITCHEN COMBAT SITE



SECRET DRYER ELEVATOR TO KITCHEN

This dryer does more than dry clothes. Place a figure inside and slide the lever on the side of the playset to move the secret elevator. Now the figure is in the kitchen cabinet.

WASHER ROTATING GUN TURRET

This washer does more than clean clothes. Set a figure inside and move the lever behind it, and it becomes a rotating gun turret.

TOOL BOX ENTRAPMENT

Set a trap and pretend to capture a figure or hide him under this tool box.

CATAPULTING AIR COMPRESSOR

Place a figure in the c-clip end of the compressor top. Put the top into place, then hit the end of the pipe to explode the air compressor and send the figure "flying".

FLOOR GRATE PASSAGEWAY

Open the floor grate and drop a figure inside. Turn the playset over. Now the figure is hidden under the countertop on the kitchen side.

PIPE

Hit the pipe here to explode the air compressor.

LEVER

COOKIE JAR LOOKOUT POST

Place a figure high up in the cookie jar as a lookout.

MIXER BLADE RAPPELLING ROPE

The peg on the spatula swing holds a figure so you can move him into action.

SECRET KITCHEN CABINET ELEVATOR

Reverse play for the secret passageway from the garage to the kitchen. Move the lever on the side of the playset to the "up" position. Place a figure inside the cabinet. Push the lever down and turn the playset over. The figure is now inside the dryer in the garage.

FLIP DOWN DOUBLE OVEN DOOR

Lower the double oven door to make a jumping board. Place a figure on the end of the jumping board. "Flip" him into action!

UNDER THE SINK HIDEAWAY

Another place to hide!

DISHWASHER DOOR TRAP

Place a figure in front of the dishwasher. Flip open the door and knock him out of the way.

COUNTERTOP CATAPULT

Stand a figure on the end closest to you. Hit the other end with your finger to send him catapulting into the air.

Kenner®

*® & © 1998 HASBRO, INC.,
Pawtucket, Rhode Island 02862.
All Rights Reserved.

Small Soldiers™ and © 1998 Universal
City Studios, Inc., DreamWorks and
Amblin Entertainment

MADE IN CHINA