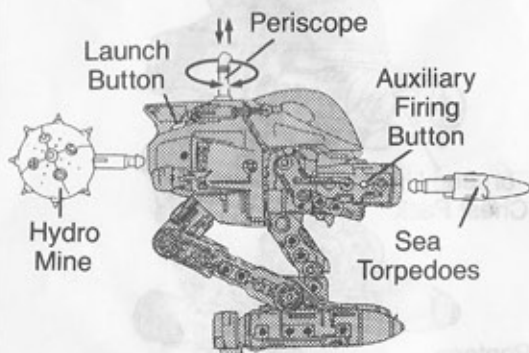
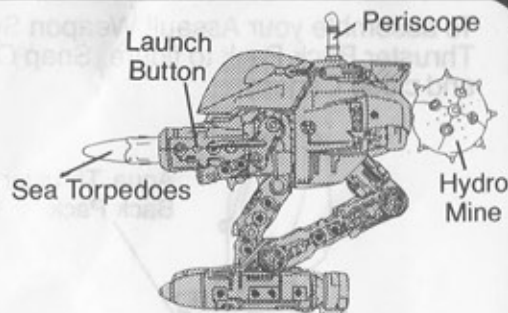
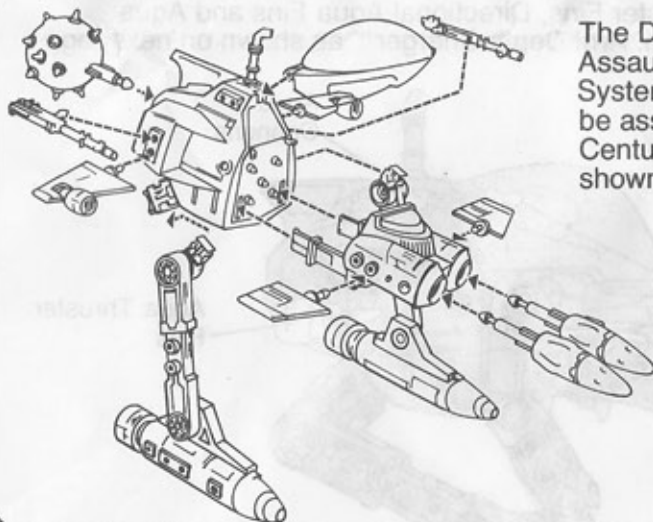


Operation

Insert stems of Hydro Mine and Sea Torpedoes into Depth Charger™ until they click and lock in place. (The Hydro Mine and Torpedoes can be fired from front or back of Depth Charger™, Sea Torpedos can be inserted only one way.)



Fire Hydro Mine by pressing launch button on Aqua Thruster Back Pack. Sea Torpedoes can be fired by rotating Periscope approximately 45° off center and pressing down, or by pressing one or both Auxiliary Firing Buttons located one on each side of front pack.



The Depth Charger™ Assault Weapon System can also be assembled without a Centurions™ figure as shown here.

WE REALLY DO CARE!

We make each toy with tender loving care. If there is a problem with your toy as you receive it, please let us know. Simply describe the problem and mail that description along with your name and address to:

KENNER PRODUCTS
Consumer Affairs Dept.
1014 Vine St.
Cincinnati, OH 45202

CENTURIONS

POWERXTREME™

Depth Charger™

Assault
Weapon
System




Figure Sold Separately

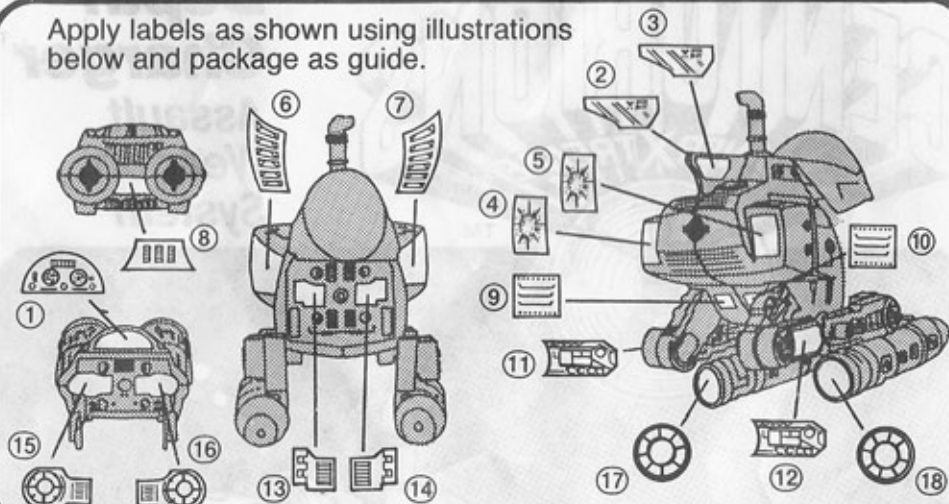
Kenner

© Kenner Parker Toys Inc. (KPT) 1986 By it's
Division Kenner Products, Cincinnati, Ohio 45202

026434900

Labels

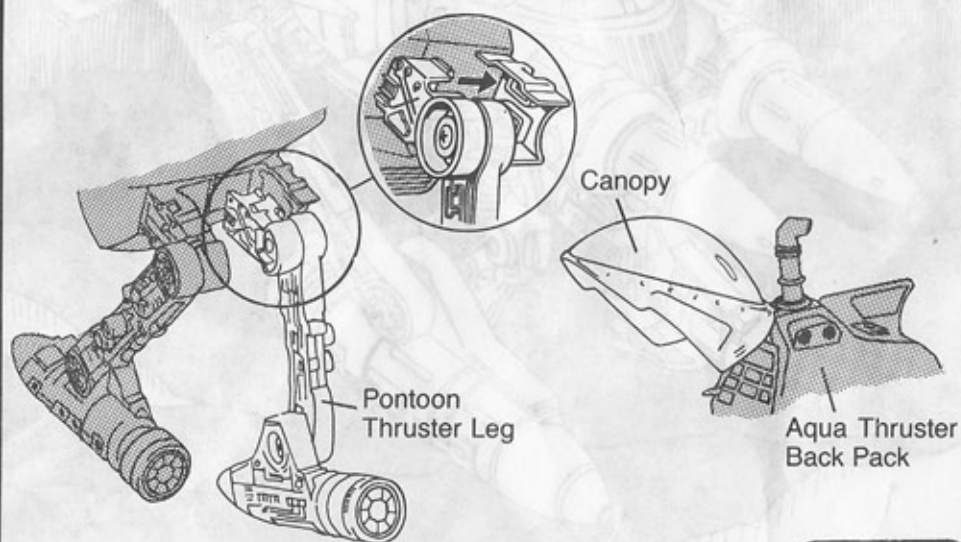
Apply labels as shown using illustrations below and package as guide.



Assembly

Some parts of Depth Charger™ can come apart during use. If this occurs, simply reassemble as shown.

- (A) Snap leg of Pontoon Thruster back in place as shown.
- (B) Slide Canopy pins into slots at top of Aqua Thruster Back Pack.

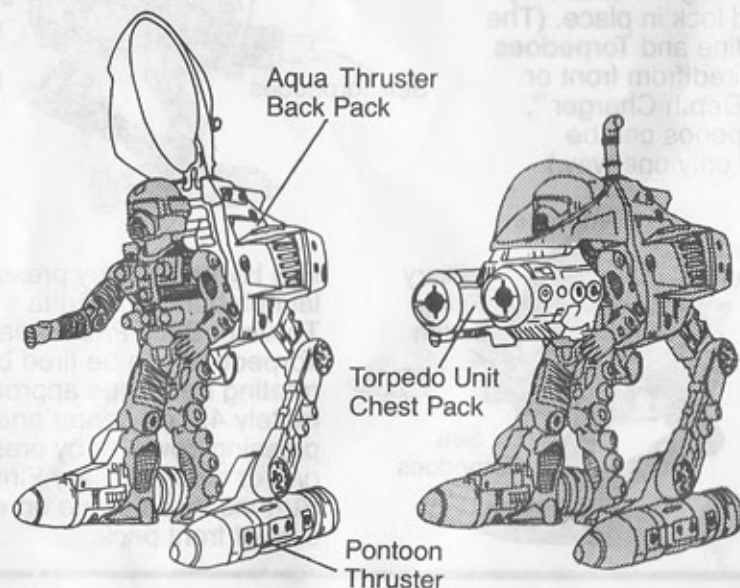


For proper assembly, carefully line up stems with holes when pressing together. When assembling Packs to Figures, snap one pin in at a time.

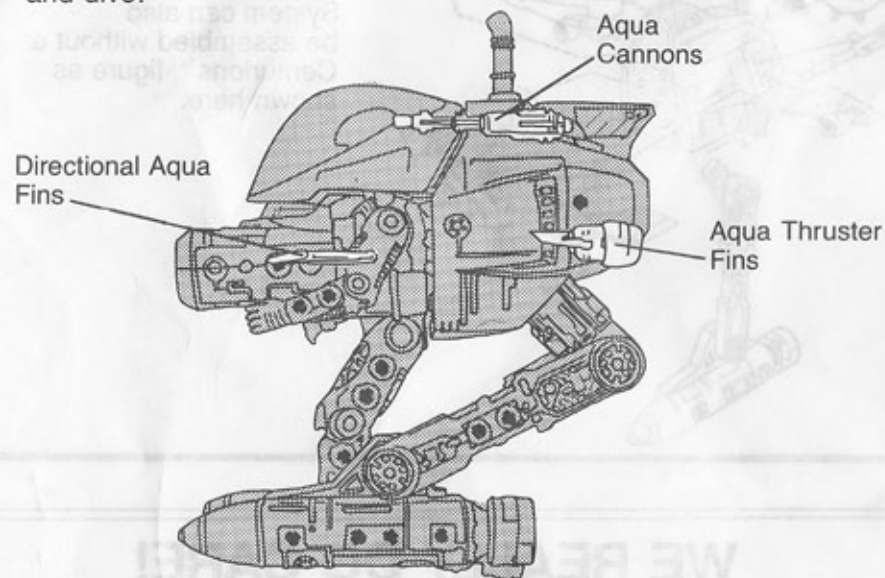


Assembly

To assemble your Assault Weapon System to any figure attach Aqua Thruster Back Pack to figure. Snap Chest Pack Torpedo Unit in place and close Canopy.



Attach Aqua Thruster Fins, Directional Aqua Fins and Aqua Cannons as shown. Arm Depth Charger™ as shown on next page and dive!



These instructions are one way of assembling your Centurions™ action figure accessory and vehicle. You can make many combinations with these and all the Centurions™ figures and accessories. See package for suggested combinations.